

FreeStyle LibreLink

FOR PEOPLE
WITH DIABETES

With the Libre 2 system, you can see your glucose levels on your smartphone^{1,2} with a quick glance.



Images are for illustrative purposes only. Not actual patient data.

1. The FreeStyle LibreLink app is only compatible with certain mobile devices and operating systems. Please check the website for more information about device compatibility before using the app. Use of FreeStyle LibreLink may require registration with LibreView. 2. Notifications will only be received when alarms are turned on, and the sensor is within 6 metres (20 feet) unobstructed of the reading device. You must enable the appropriate settings on your smartphone to receive alarms and alerts; see the FreeStyle LibreLink User's Manual for more information.



Abbott

HOW TO DOWNLOAD THE LIBRELINK APP¹

1

Go to



App Store



Play Store

2

In the search bar, enter “FreeStyle LibreLink”



3

Look for “FreeStyle LibreLink – GB”



4

Press “Get” or “Install” (the app is free to download and use)



5

The FreeStyle LibreLink icon will appear on your home screen



HOW TO START YOUR LIBRE 2 PLUS SENSOR



Open the LibreLink app¹ on your smartphone.

From the app’s Main Menu, tap “Start New Sensor”.



iPhone users:

Touch the sensor with the **top of your smartphone**

(this can be over your clothing) until you hear a tone and feel a vibration.

Android users:

Scan the sensor with the **back of your smartphone** (you **may need to turn on NFC** in your smartphone’s settings).

Move your smartphone around **slowly** if needed (different models have their antenna in different positions) until you hear a tone and/or feel a vibration.



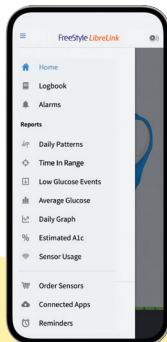
The sensor can be used to check your glucose after a 1-hour warm-up.

You can use your smartphone during this time. If notifications are turned on, you will receive a notification when your sensor is ready.

¹ The FreeStyle LibreLink app is only compatible with certain mobile devices and operating systems. Please check the website for more information about device compatibility before using the app. Use of FreeStyle LibreLink may require registration with LibreView.

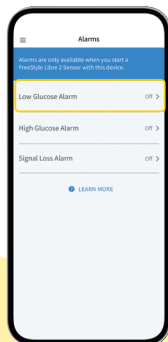
IT'S EASY TO SET ALARMS ON YOUR LIBRELINK APP^{1,2}

1



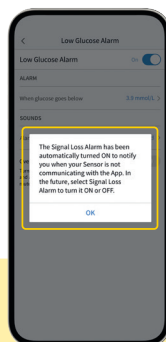
Tap **Alarms** in the **menu**²

2

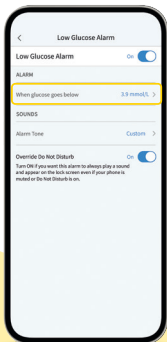


Tap **Low Glucose Alarm** and turn on alarm (alarms are off by default).

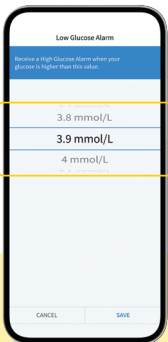
Signal Loss Alarm is automatically turned on when glucose alarm is turned ON.



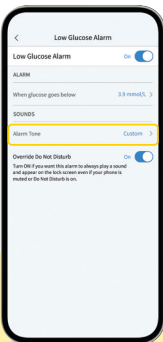
3



Scroll to select a **Low Glucose Value**³

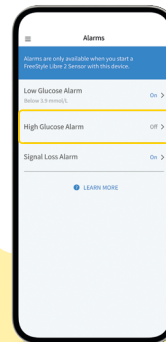


4



Tap **Alarm Tone** and make your tone choice

5



Set your **High Glucose Alarm** using the same steps⁴

Images are for illustrative purposes only. Not actual patient data.

1. The FreeStyle LibreLink app is only compatible with certain mobile devices and operating systems. Please check the website for more information about device compatibility before using the app. Use of FreeStyle LibreLink may require registration with LibreView.
2. Notifications will only be received when alarms are turned on, and the sensor is within 6 metres (20 feet) unobstructed of the reading device. You must enable the appropriate settings on your smartphone to receive alarms and alerts; see the FreeStyle LibreLink User's Manual for more information.
3. 3.9 mmol/L is the default Low Glucose Alarm level, which can be set between 3.3 and 5.6 mmol/L.
4. 13.3 mmol/L is the default High Glucose Alarm level and can be set between 6.7 and 22.2 mmol/L.



FreeStyle

LibreLink

Visit
FreeStyle.Abbott
for more
information.

QUICK TIPS

- If you have a signal loss, you can scan your Libre 2 Plus sensor with your smartphone¹ for updated glucose readings
- Remove bulky or metallic phone cases, as they can interfere with the NFC signal
- A 60-minute warm-up is required when applying the sensor

Images are for illustrative purposes only. Not actual patient or data.

1. The FreeStyle LibreLink app is only compatible with certain mobile devices and operating systems.

Please check the website for more information about device compatibility before using the app.

Use of FreeStyle LibreLink may require registration with LibreView.

© 2026 Abbott. All Rights Reserved. Libre, the butterfly logo, the sensor shape and appearance, the colour yellow, and related marks and/or designs are the intellectual property of the Abbott group of companies in various territories. Other marks are the property of their respective owners.

ADC-2644420 v4.0 05/26.

